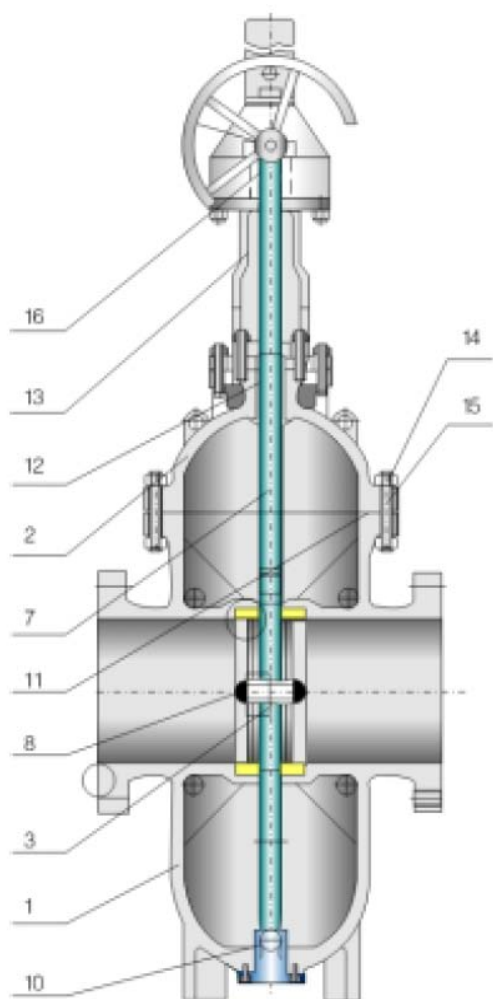


Flat Gate Valve

Applicable Standards:

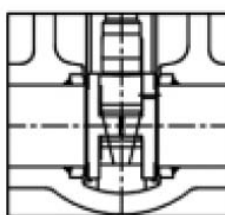
- DESIGN & MANUFACTURE CONFORM WITH : API 6D/ISO 14313、ASME B16.34
- CONNECTION DIMENSION CONFORMS WITH : ASME B16.5 DIN EN 1092
- FIRE RESISTANCE DESIGN CONFORMS WITH : API 607/ISO 10497
- INSPECTION & TEST CONFORMS WITH : API 6D、ISO 5208、API 598
- MATERIAL CONFORMS WITH : ISO 15156



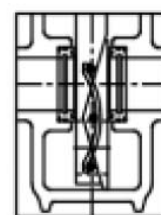
Single disk with pilot port structure

Materials of parts

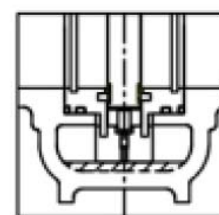
NO	Part Name	NO	Part Name
1	Body	9	Spring
2	Bonnet	10	Blowdown valve
3	Disc	11	Gasket
4	Seat	12	Packing
5	Sealing ring	13	Yoke
6	O-ring	14	Nut
7	Stem	15	Bolt
8	Seat grease injection valve	16	Stem nut



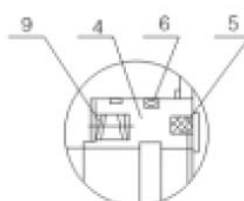
Double disk non-diversion hole structure



Double disk with diversion hole structure



Single disk non-diversion hole structure



Soft sealing structure



Hard sealing structure

Product Features

- 1、 Valve seat adopts the structure of O-ring seals and pre tightening float valve seat, the soft sealing inlays fluoroplastic, it provides the function of double sealing: fluoroplastic to metal and metal to metal. And at the same time, the fluoroplastic can remove the dirt of the Gate Disc.
- 2、 Of the metal to metal sealing, there is a grease injection structure outside the valve, grease injects the sealing part through the seat, in this way achieves the aim of zero leakage.
- 3、 Through conduit gate valve always coincide with the sealing surface, whether the disc is full open-or fullclosed; sealing surface to be protected from scouring by media directly, thereby extending the service life. In fulltime, smooth channel for the direct and flow resistance coefficient is extremely small, no pressure loss

Materials of parts

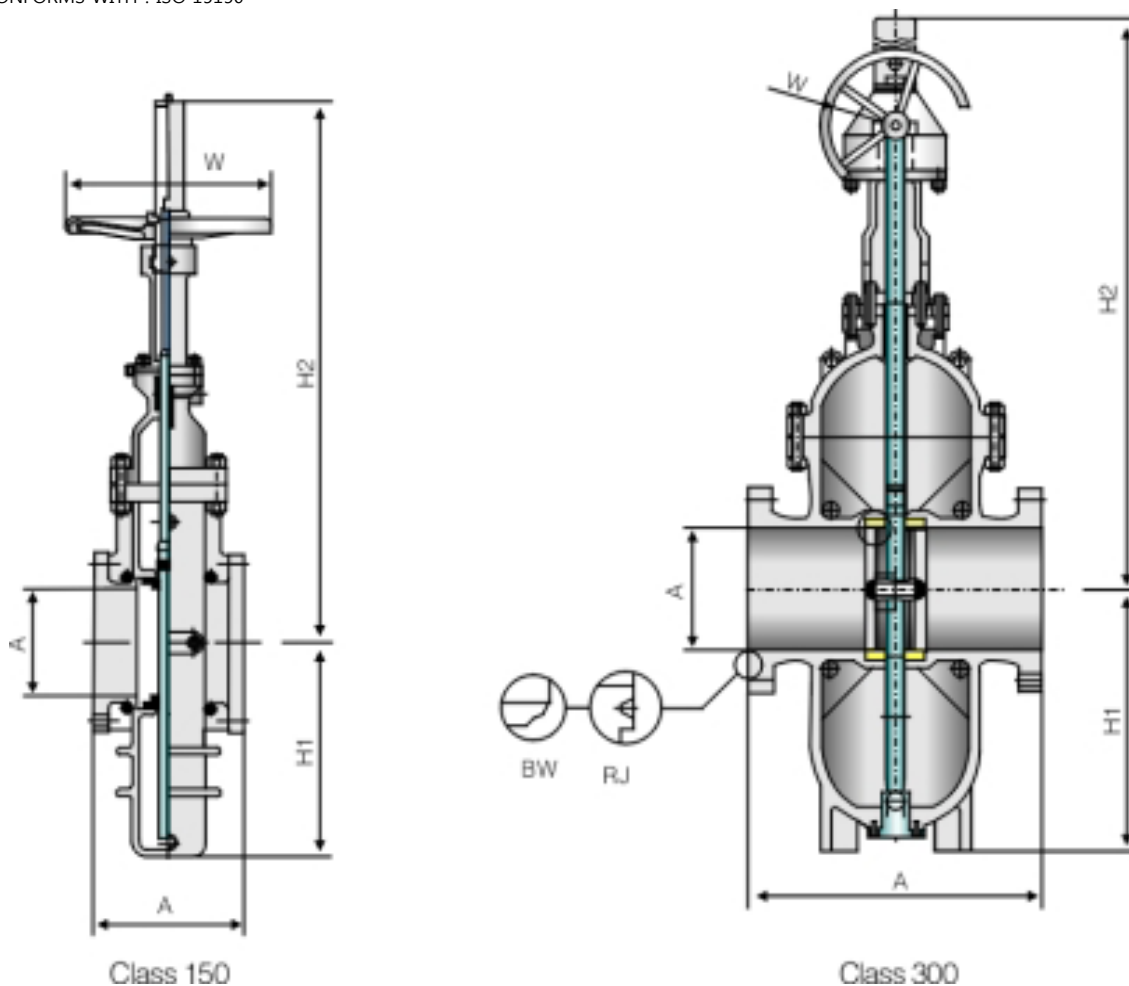
Body	WCB/LCB/CF8M/CF8/CF3M/CF3/WC6/WC9/CD3MN
Bonnet	WCB/LCB/CF8M/CF8/CF3M/CF3/WC6/WC9/CD3MN
Disc	WCB/LCB/CF8M/CF8/CF3M/CF3/WC6/WC9/CD3MN
Seat	A105+ENP/LF2+ENP/F304/F316/F304L/F316L/F51
Stem	F6a/F304/F316/F304L/F316L/F51
Seal ring	PTFE/NYLON/PEEK/TEFLON
Sealing surface	1~12 Trim material
O-ring	VITON/NBR
Bolt	B7M/B8M/L7M/B16M
Nut	2HM/8M/7M/4M
Spring	17-4PH/Inconel
Stem nut	C95200/D2/A536
Gasket	Flexible graphite+304/Flexible graphite+316
Packing	Flexible graphite/PTFE

Materials could be choosed according to customers requirement & working condition.

Flat Gate Valve 150Lb / 300Lb

Applicable Standards:

- DESIGN & MANUFACTURE CONFORM WITH : API 6D/ISO 14313, ASME B16.34
- CONNECTION DIMENSION CONFORMS WITH : ASME B16.5 DIN EN 1092
- FIRE RESISTANCE DESIGN CONFORMS WITH : API 607/ISO 10497
- INSPECTION & TEST CONFORMS WITH : API 6D, ISO 5208, API 598
- MATERIAL CONFORMS WITH : ISO 15156



Dimensional datas

(mm)

inch	DN	A	B	H1	H2	W	WT (kg)	T (N.m)	inch	DN	A	B	H1	H2	W	WT (kg)	T (N.m)
ANSI Class 150Lb																	
2	50	178	51	125	452	200	25	23	16	400	406	385	685	1854	560	630	572
3	80	203	76	175	605	250	43	50	18	450	432	436	790	2088	650	836	728
4	100	229	100	202	680	280	65	60	★20	500	457	487	880	2420	460	1190	910
6	150	267	150	282	890	300	95	78	★24	600	508	589	1050	2688	460	1580	1313
8	200	292	201	355	1128	350	146	143	★28	700	610	684	1192	3078	460	2400	2028
10	250	330	252	445	1296	400	245	211	★30	750	610	735	1268	3252	600	3200	2305
12	300	356	303	518	1483	450	343	289	★32	800	711	779	1355	3495	600	3700	2795
14	350	381	334	606	1668	500	480	403	★36	900	711	874	1515	3898	600	4600	3783

Dimensional datas

(mm)

inch	DN	A	B	H1	H2	W	WT (kg)	T (N.m)	inch	DN	A	B	H1	H2	W	WT (kg)	T (N.m)
ANSI Class 300Lb																	
2	50	292	51	135	456	200	30	25	16	400	902	385	730	1884	650	1280	735
3	80	356	76	182	618	250	48	71	★18	450	978	436	802	2163	460	1665	988
4	100	406	100	216	713	280	78	95	★20	500	1054	487	935	2420	460	2168	1235
6	150	495	150	315	903	350	152	117	★24	600	1232	589	1103	2810	460	2980	1963
8	200	597	201	382	1133	400	240	185	★28	700	1397	684	1262	3203	460	4060	2990
10	250	673	252	480	1403	450	420	292	★30	750	1524	735	1342	3412	600	4980	3566
12	300	762	303	545	1582	500	525	366	★32	800	1651	779	1422	3646	600	5800	4121
14	350	826	334	645	1688	560	810	576	★36	900	1880	874	1513	4055	600	7790	5785

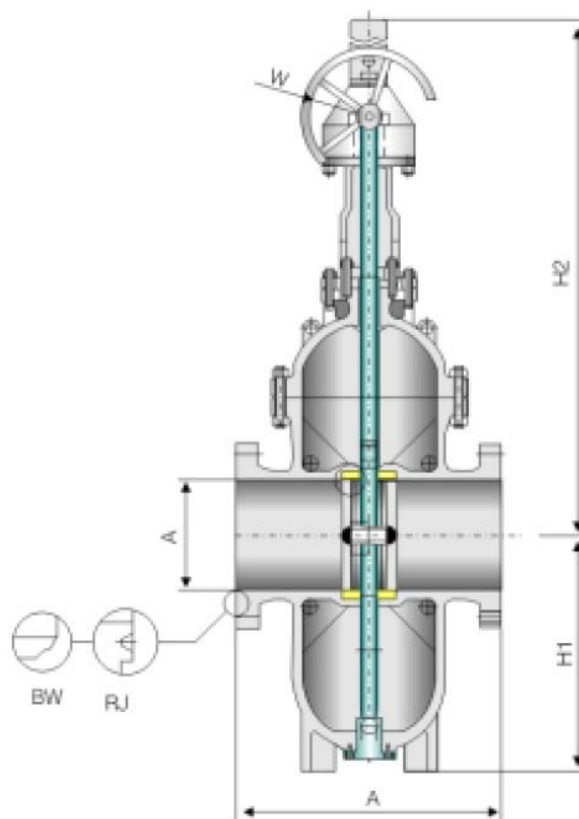
Note: ★Worm-Gear Actuator

Flat Gate Valve 600Lb / 900Lb / 1500Lb



Applicable Standards:

- DESIGN & MANUFACTURE CONFORM WITH : API 6D/ISO 14313, ASME B16.34
- CONNECTION DIMENSION CONFORMS WITH : ASME B16.5 DIN EN 1092
- FIRE RESISTANCE DESIGN CONFORMS WITH : API 607/ISO 10497
- INSPECTION & TEST CONFORMS WITH : API 6D, ISO 5208, API 598
- MATERIAL CONFORMS WITH : ISO 15156



Dimensional datas

(mm)

inch	DN	A	B	H1	H2	W	WT (kg)	T (N.m)	inch	DN	A	B	H1	H2	W	WT (kg)	T (N.m)
ANSI Class 600Lb																	
2	50	292	51	160	466	250	60	32	★14	350	889	334	654	1745	460	1680	1453
3	80	356	76	228	622	280	106	117	★16	400	991	385	740	1978	460	2230	2103
4	100	432	100	258	724	350	160	169	★18	450	1092	436	812	2268	600	2700	2808
6	150	559	150	332	913	450	395	234	★20	500	1194	487	1040	2509	600	3100	3653
8	200	660	201	411	1148	560	605	319	★24	600	1397	589	1160	2820	600	5100	4953
10	250	787	252	493	1412	600	960	737	★28	700	1549	684	1288	3233	1000	7050	6253
12	300	838	303	577	1596	650	1520	1274	★30	750	1651	735	1330	3442	1000	8200	7163

Dimensional datas

(mm)

inch	DN	A	B	H1	H2	W	WT (kg)	T (N.m)	inch	DN	A	B	H1	H2	W	WT (kg)	T (N.m)
ANSI Class 900Lb																	
2	50	368	49	162	476	300	133	71	★12	300	965	303	577	1600	460	1850	1296
3	80	381	74	230	638	350	198	150	★14	350	1029	322	660	1755	460	2580	1482
4	100	457	100	262	730	400	260	181	★16	400	1130	373	750	2028	600	3500	2139
6	150	610	150	336	920	560	565	413	★18	450	1219	423	822	2288	600	4400	2919
8	200	737	201	415	1152	600	965	767	★20	500	1321	471	1058	2525	600	5560	4486
★10	250	838	252	496	1418	460	1280	1021	★24	600	1549	589	1176	2850	1000	7480	5195

Dimensional datas

(mm)

inch	DN	A	B	H1	H2	W	WT (kg)	T (N.m)	inch	DN	A	B	H1	H2	W	WT (kg)	T (N.m)
ANSI Class 1500Lb																	
2	50	368	49	162	476	300	133	107	★6	150	705	144	338	930	460	830	618
3	80	470	74	230	638	400	235	225	★8	200	832	192	420	1160	460	1380	1151
★4	100	546	100	270	745	500	398	272	★10	250	991	239	500	1428	460	2230	1532

Note: ★Turbine drives